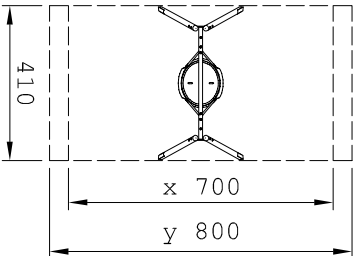
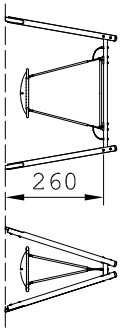
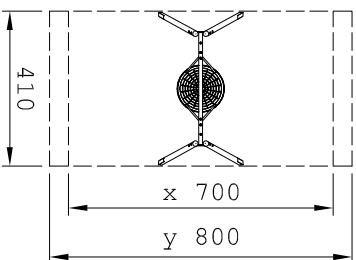
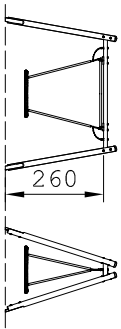


freie Fallhöhen<sub>max</sub> = 160cm

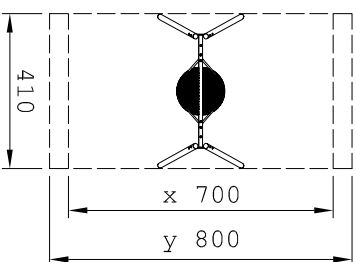
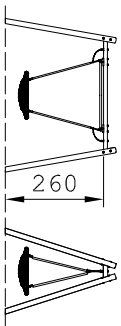
901370300K  
mit Ovals Ø1,20m  
mit Syncrongelenk



901370300L  
mit Schwalbennest Ø1,20m  
mit Syncrongelenk



901370300R  
mit Nestkorb Ø1,20m  
mit Syncrongelenk



Maßstab 1:200